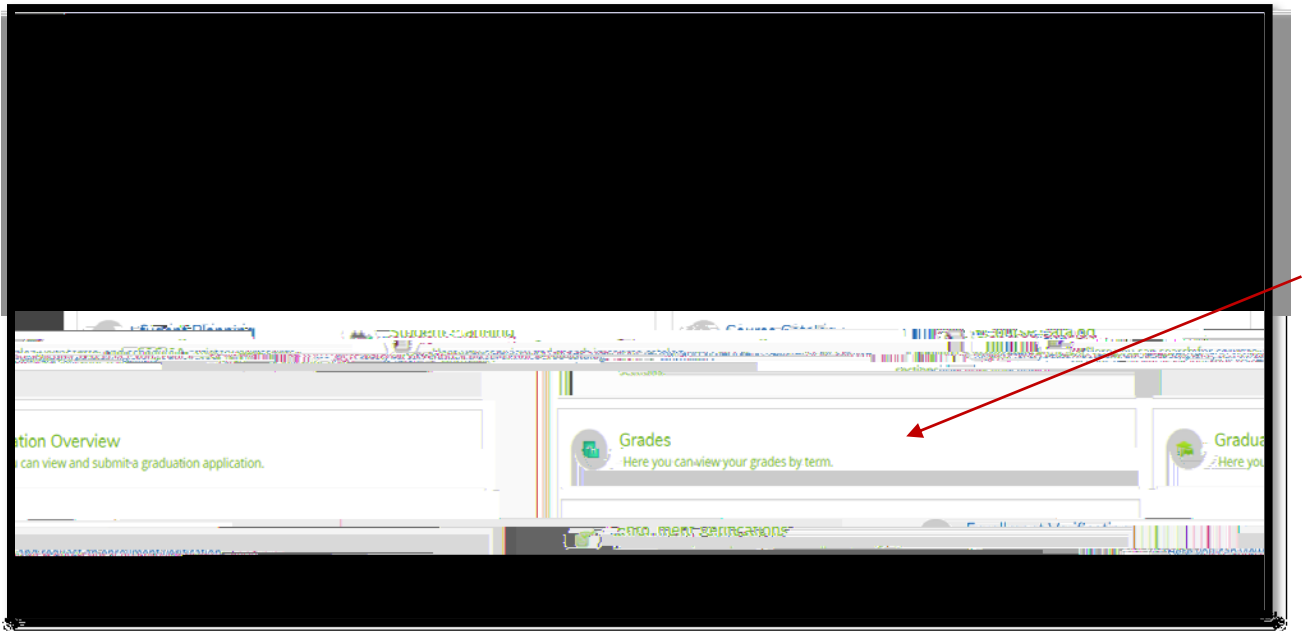



How to Submit a Graduation Application Graduation Overview

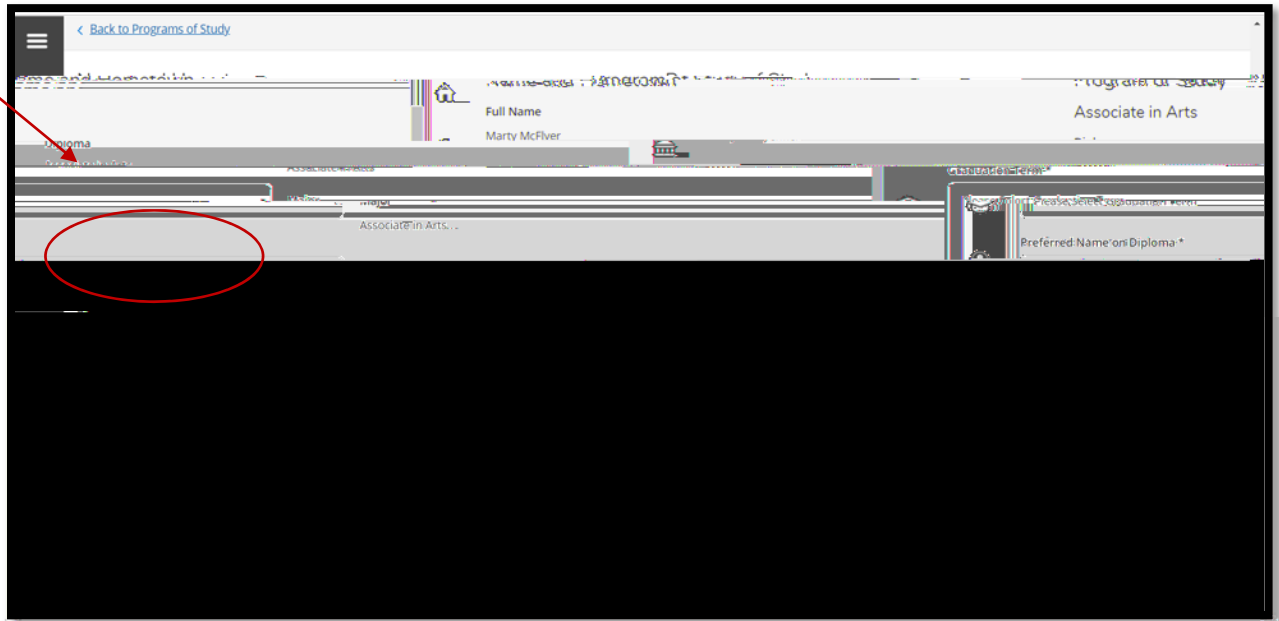
From the MySCQ page click the Self Service link, then "Graduation Overview":



You will see a list of active programs you can choose from to begin the application process. If you do not see the degree, diploma, or certificate you wish to apply to graduate from listed, please contact the Student Success Center to add that major. If you are unsure how close you are to completing a program, click on "Review My Academic Progress" to verify your progress.



Clicking “Review My Academic Progress” will take you to the “My Progress” section of Student Planning. When you are ready to begin the application process, click “Apply”, then select the “Graduation Term” you will complete all of the program requirements in. When completing the application, please be certain to spell your name exactly as you want it to appear on your diploma in the “Preferred Name on Diploma” section.



When you have completed the application, click “Submit” – you will receive an email from the Office of Records and Registration to confirm receipt of your application.